

Voice

How ma - ny cor - ners? (FOUR!)

Pno.

13

Voice

how ma - ny sides? (FOUR!)

Pno.

15

Voice

what are the sides? (STRAIGHT!)

Pno.

17

Voice

What are the cor - ner - s? (EQUAL!)

Pno.

Voice

Pno.

Voice

Here is my re - tan - gle its sides they come in pairs My rec-tan-gle is

Pno.

F⁵ G⁵ C/E

Voice

til - ted but there's no need to be scared This side mat - ches

Pno.

F⁵

Voice

that side so do those two o - ver there cor - ner cor - ner

Pno.


G⁵ C/E

Voice

cor - ner cor - ner pair and a pair wo -

Pno.

F⁵



Detailed description: This system shows the first two measures of music. The voice part starts with a treble clef and a 7/8 time signature. The lyrics are "cor - ner cor - ner pair and a pair wo -". The piano accompaniment is in the bass clef, featuring a steady eighth-note pattern. A guitar chord diagram for F5 (0 2 3 3 3 0) is shown below the piano staff.

30

Voice

o - o - ah How ma - ny cor - ners?

Pno.

Detailed description: This system shows measures 30 and 31. The voice part continues with "o - o - ah How ma - ny cor - ners?". The piano accompaniment maintains the eighth-note pattern. The key signature changes to one sharp (F#) in measure 31.

32

Voice

(FOUR!) how ma - ny sides?

Pno.

Detailed description: This system shows measures 32 and 33. The voice part begins with "(FOUR!)" in measure 32, followed by "how ma - ny sides?". The piano accompaniment continues with the eighth-note pattern. The key signature remains one sharp.

34

Voice

(FOUR!) what are the sides?

Pno.

Detailed description: This system shows measures 34 and 35. The voice part begins with "(FOUR!)" in measure 34, followed by "what are the sides?". The piano accompaniment continues with the eighth-note pattern. The key signature remains one sharp.

Voice

(STRAIGHT!) What are the cor - ner - s?

Pno.

Voice

(EQUAL!)

Pno.

Voice

Here is my re - tan - gle its sides they come in pairs My

Pno.

F⁵ G⁵

Voice

rec-tan-gle has e-qual sides so it must be a square This side mat-ches that side so do


Pno.


C/E F⁵ F⁵

Voice

those two o - ver there cor - ner cor - ner cor - ner cor - ner

Pno.

G⁵  3fr


C/E 

48

Voice

pair and a pair wo - o - o - ah

Pno.

F⁵ 

50

Voice

How ma - ny cor - ners? (FOUR!)

Pno.

52

Voice

how ma - ny sides? (FOUR!)

Pno.

Voice

what are the sides? (STRAIGHT!)

Pno.

56

Voice

What are the cor - - - ner - - - s?

Pno.

57

Voice

(EQUAL!) o - o - o - o - o - o - o - ah

Pno.

© 2026 Tappy Math(s) project.

This work is licensed under a Creative Commons Attribution-Non-commercial-Share Alike 4.0 International Licence (CC BY-NC-SA 4.0).

You are free to copy, redistribute, adapt, and build upon this work for non-commercial purposes, provided that appropriate credit is given, a link to the licence is provided,

and any derivative works are distributed under the same licence. Licence: Creative Commons CC BY-NC-SA 4.0 Licence